

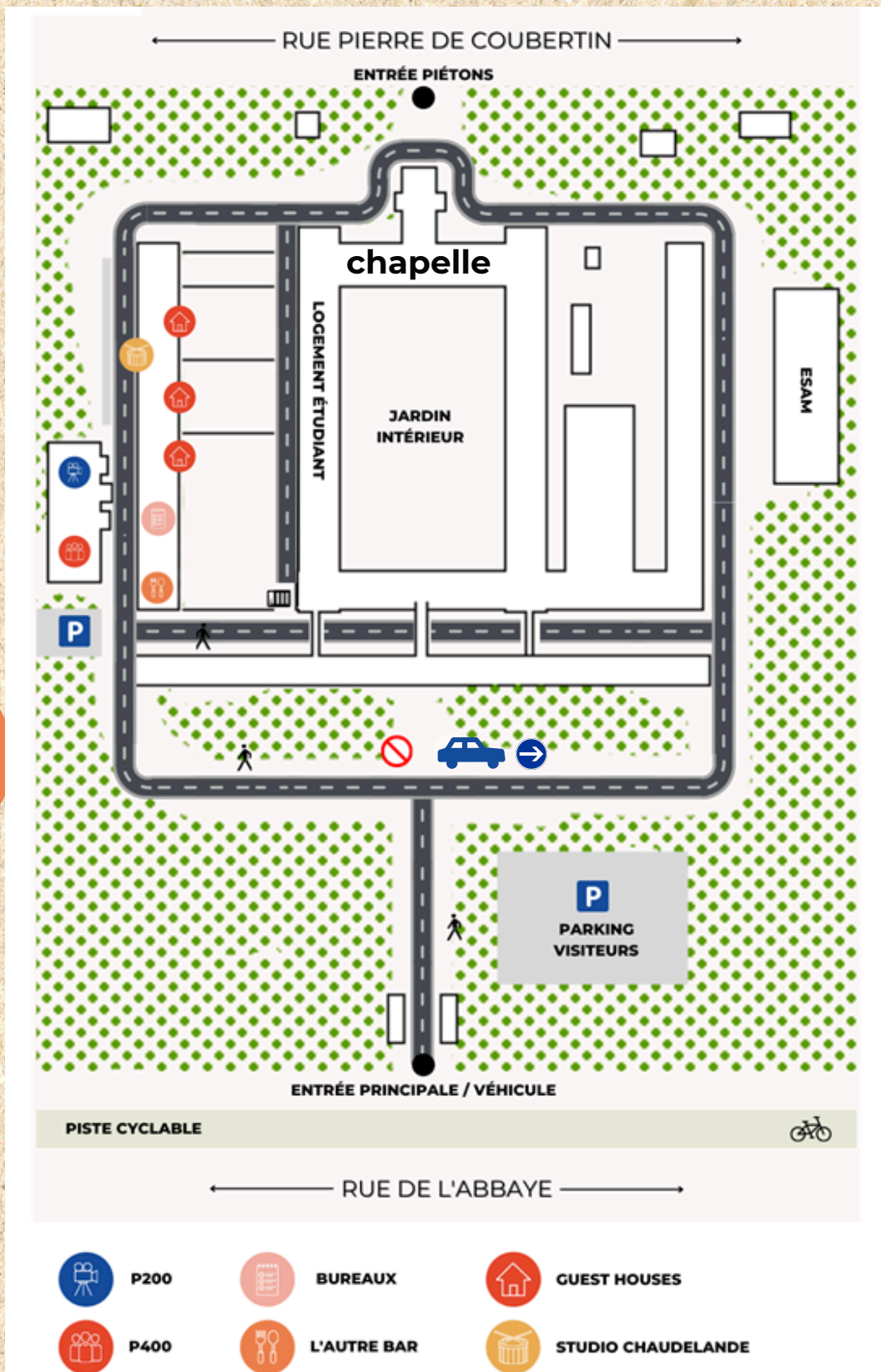
ACCESS GUIDE TO

**L'AUTRE
LIEU**

GUESTS HOUSES

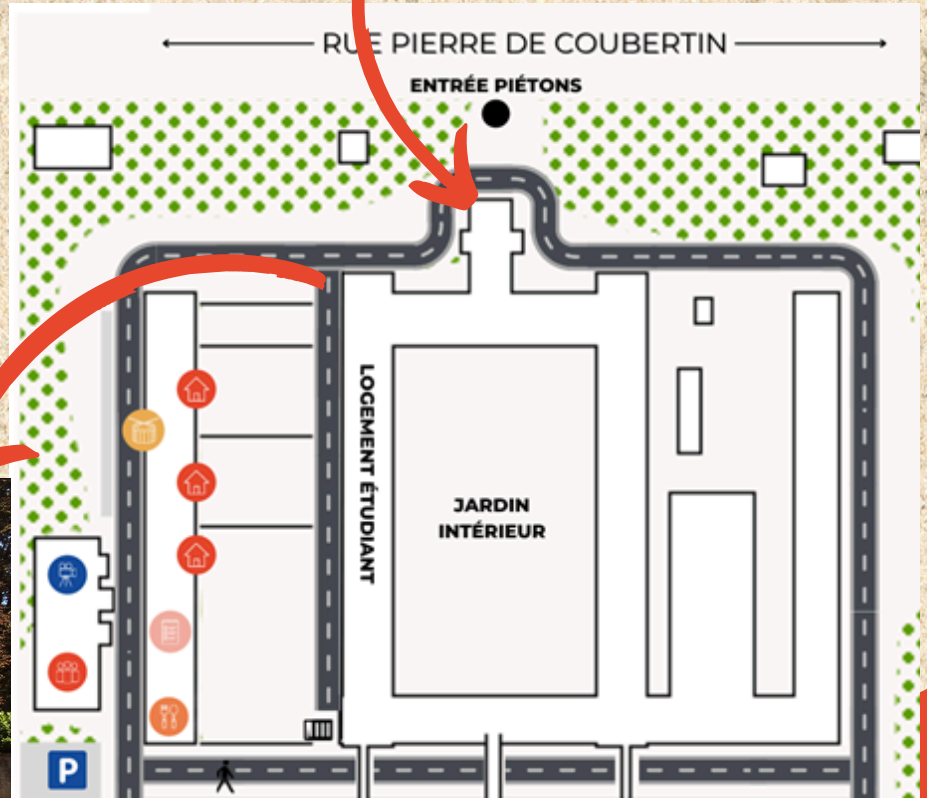
When you arrive at Espace René Le Bas, follow the map below to access the accommodation at L'Autre Lieu.

If you arrive by car : once you arrive in front of the large central building, take the street on your right, and go around the entire site.



You will pass a small chapel.


Once you passed the chapel, follow the main road and turn left behind the blue bins.



The entrance is through gate number 3 where you can park.



Once in the car park, you can pick up your key in the lockbox, located right here in the red circle.



THE KEY BOX IS IN COURTYARD 3!

To open it, simply enter the code (sent by phone message beforehand) by turning the knobs and pull the tab. You'll find a card with your name on it.

Please do not take the other cards.

Remember to close the lockbox by turning the knobs on a random combination.

Once you have your key you can access the building by following the ramp. Place the card against the black housing of the door handle to unlock it.



Your room number will appear on your card. Signs are posted near the glass doors of each block.

For example: “Block A – Rooms 1 to 12”.



To access your room, place your card against the black housing of the handle, then turn left twice to *unlock* the door.

To *lock* the door, just do the same step, but turn twice to the right.

Everything in the kitchen is at your disposal, do not hesitate to use the facilities (dishwasher, oven, hob, etc.), to serve yourself some coffee and use the fridge.

Before leaving please do not leave your food in the fridge (all will be thrown in the trash).



Enjoy your stay!